

ENGLISH

WORKBOOK

ALPHABETS AND VOCABULARY

a

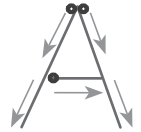
m



b



k



B

p



c

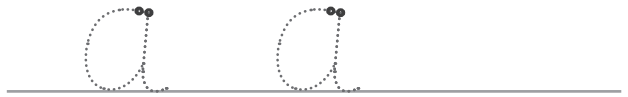
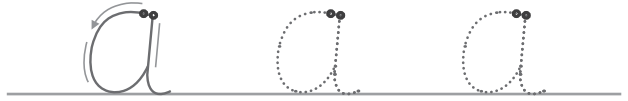


t




d


Date:




Activity: Color the objects which begin with "a".



apple

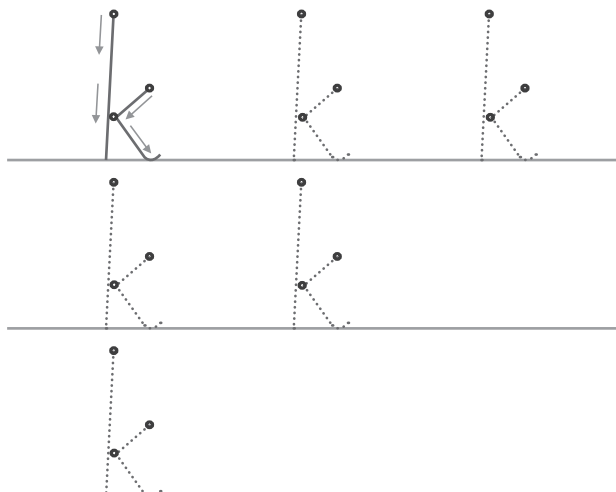
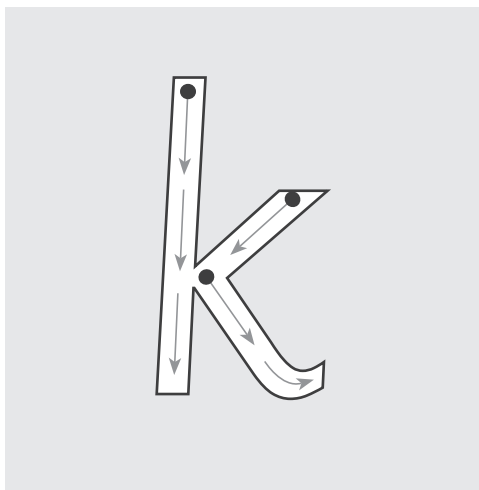


bat



ambulance


Date:




Activity: Color the objects which begin with "k".



key



hat



kettle

Date:

Revision

i

j

k

l

Activity: Match small letters with capital.

i

j

k

l

K

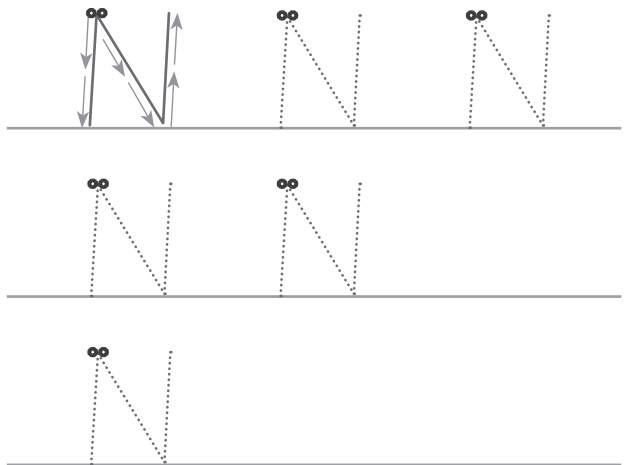

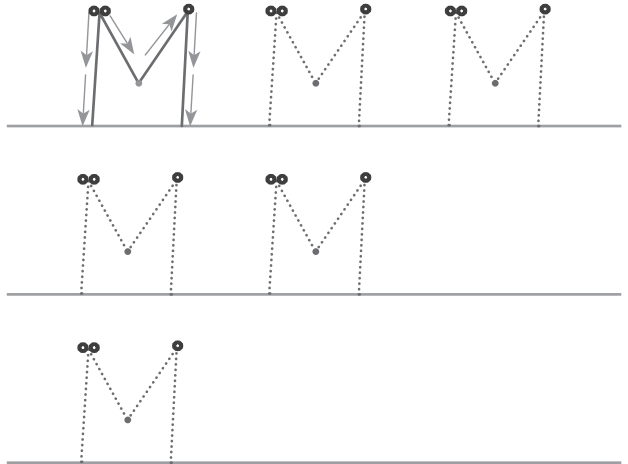

I

J

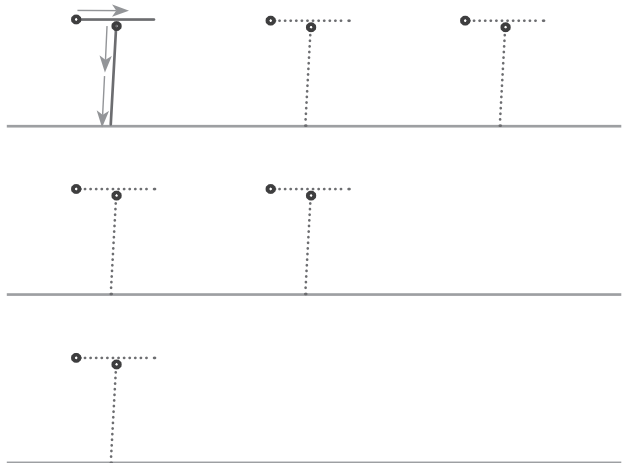
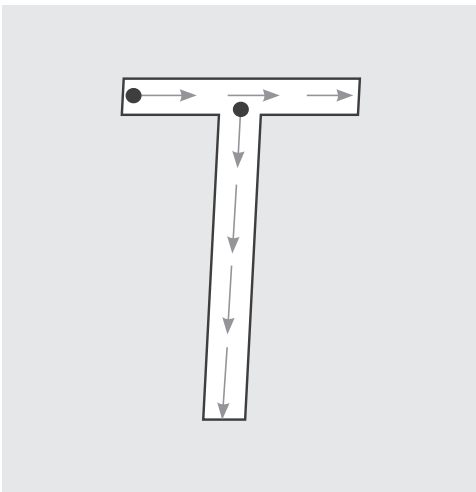
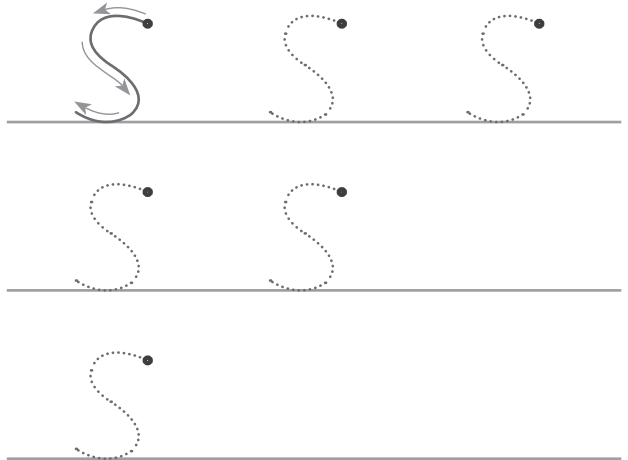
L



Date: _____



Date:



Date:

Revision

Trace and write letters from "A to T".

A B C D E

F G H I J

K L M N O

P Q R S T

Date:

Revision

Trace dotted letters from "a to z".

a

b

c

d

e

f

g

h

i

j

k

l

m

n

o

p

q

r

s

t

u

v

w

x

y

z

Date:


Revision

Write alphabets from “a to z”.



Handwriting practice lines consisting of solid top and bottom lines with a dotted midline, repeated 15 times.

ENGLISH
WORKBOOK
ALPHABETS AND VOCABULARY

English Sight Reader and Phonics must be taught before this workbook to make the children familiar with letters and vocabulary, and proficient in phonetic word building.



- Letters with Appropriate Vocabulary
- Latest Technique of Sight Reading
- Original images and Attractive Layout
- 300 Words with Simple Sentences



- Letters and their Beginning Sounds
- Phonetic Word-building
- Vowels and Consonants,
- Digraphs and Diphthongs
- Blending through Phonetic Method

