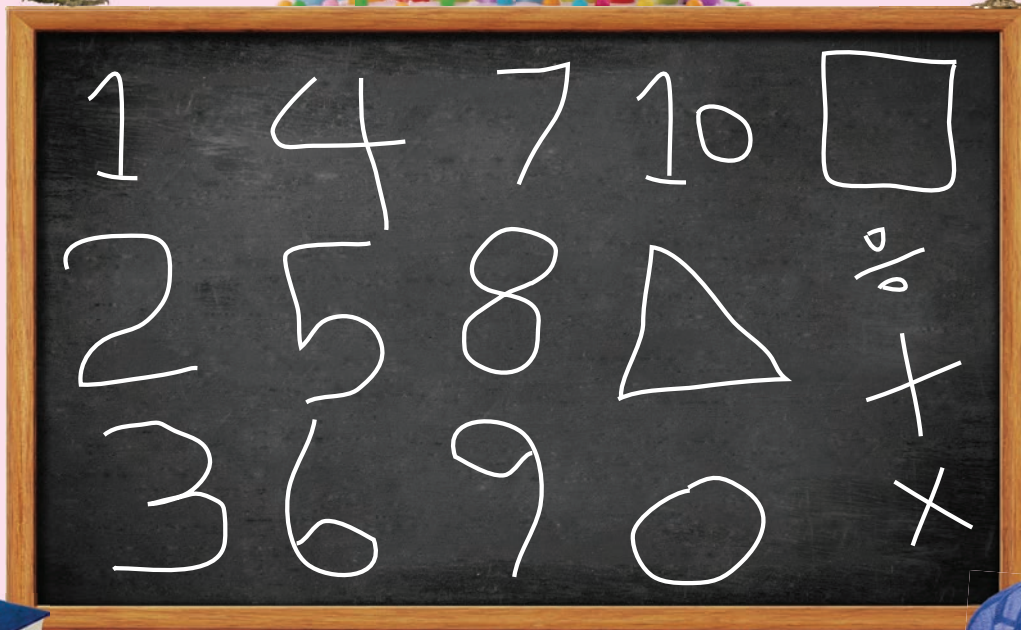




MATH



PRIMER
PLAYGROUP

MATH


PRIMER

Contents



S. No.	Theme	Topic	Page No.	S. No.	Theme	Topic	Page No.
1	Colors	Red	3	7	Counting	Number 4	19
		Blue	4			Number 5	20
		Activity	5			Number 6	21
2	Shape	Circle	6			Activity	22
		Square	6	8	Colors	White	23
		Activity	7			Black	24
3	Counting	Number 1	8	9	Logic	What happen next?	25
		Number 2	9			What comes next?	26
		Number 3	10	10	Counting	Number 7	27
		Activity	11			Number 8	28
4	Logic	Boy and Girl belongings	12			Number 9	29
		Kitchen and Bedroom belongings	13		Activity	30	
5	Colors	Yellow	14	11	Measurement	More and Less	31
		Green	15			Big and Small	32
		Activity	16			Heavy and Light	33
6	Shapes	Triangle	17			Full and Empty	34
		Rectangle	17	12	Counting	Number 10	35
		Activity	18			Activity	36

Date: _____

Red



Activity: Color the apples with red color.




Objective: • To recognize the red color and identify its objects.



Shapes

Circle

Date: _____



Square



Objective:

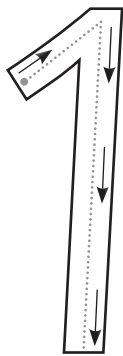
1. To recognize the circle shape and identify circle objects.
2. To recognize the square shape and identify square objects.

Number 1

Date: _____

1

One



One pineapple



Activity: How many apples are here?
Write down number in the box.



Objective: • To recognize and count number 1.

Date: _____

Activity

Activity: Count and match the objects with their numbers.

1



2



3




Objective: • To count numbers 1,2 and 3.

Belongings

Date: _____

Activity: Match the things which belong to a boy or a girl.



Objective: • To differentiate between boy and girl related things.

Date: _____

More and Less



More flowers



Less flowers

Activity 1: Which holder has more pencils?
Tick it.



Activity 2: Which basket has less fruits?
Tick it.


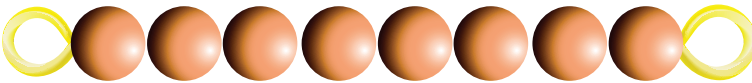




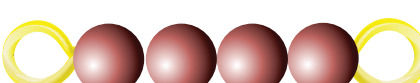





Objective: • To differentiate between more and less.

Counting 1-10

Date: _____

Activity: Count and match the beads with their numbers.

1	
2	
3	
4	
5	
6	
7	
8	
9	
10	

Objective: • To count numbers from 1 to 10.



MATH

When you buy grocery, purchase clothes, grow plants or decorate your home, you are using math principles. Trading, cooking, building houses, searching on internet, or making budget, without math you are not able to get these things done.

Pheasant Math Series is a perfect blend of Math principals and their application in daily life. This series provides universal skills and concepts of Mathematics, including counting, shapes, colors, logic, measurement, money and time. It is designed by keeping in view the advance math skills and concepts like arithmetic, geometry, algebra and statistics. It is also considered that age appropriate books enhance the children ability to learn math effectively and efficiently.

This series contains three books i.e. Pheasant Math Primer, Pheasant Math Foundation-1 and Pheasant Math Foundation-2. 'Pheasant Math Workbook' is recommended for more exercises along with 'Pheasant Math'.



ISBN 978-9-6964701-5-1



9 789696 470151